


Wireless-AC1300 Dual Band Gigabit Router Quick Start Guide

# Fast. Easy. Setup!

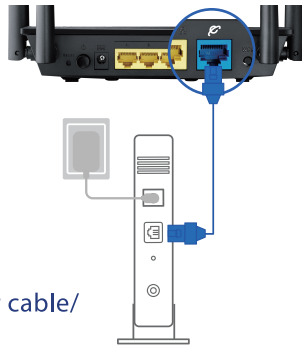
**ASUS**  
 IN SEARCH OF INCREDIBLE

## 1 Prepare your Modem

**Unplug** your cable/DSL modem. If it has a battery backup, remove the battery.

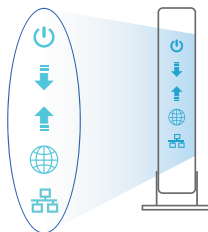


Connect your modem to the router with the network cable provided.



Power on your cable/DSL modem.

Check your cable/DSL modem LED lights to ensure the connection is active.



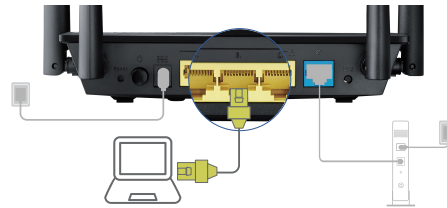
## 2 Power on your Router

Plug in the power adapter and press the power button at the back of your router.



Power WAN 2.4GHz 5GHz USB 3.0 LAN

Check the WAN and 2.4G / 5G LED lights to ensure the hardware connection is ready (see the picture above).



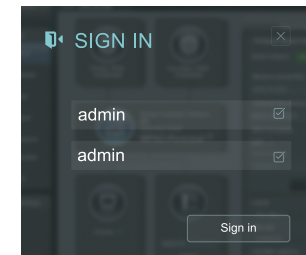
Connect your PC to the router via Wi-Fi or using an additional network cable (not included). **Wi-Fi information sticker below.**

## 3 Login and Connect

Find ASUS Device

<http://router.asus.com>

Open a web browser. You will be redirected to the ASUS Setup Wizard. If not, navigate to <http://router.asus.com>



Login using 'admin' as both user name and password. Follow the wizard to complete setup. Then you're connected! (For more help please refer to the user manual).

### Security

We recommend changing your password for increased security. Reboot the router after changing default settings.

Router	Login Name	
	Password	
2.4 GHz	Network Name(SSID)	
	Password	
5 GHz	Network Name(SSID)	
	Password	

1 If you are using DSL for internet, you will need your username/password from your Internet service provider (ISP) to properly configure your router.



## ASUS Recycling/Takeback Services

ASUS recycling and takeback programs come from our commitment to the highest standards for protecting our environment. We believe in providing solutions for you to be able to responsibly recycle our products, batteries, other components, as well as the packaging materials. Please go to <http://csr.asus.com/english/Takeback.htm> for the detailed recycling information in different regions.

## REACH

Complying with the REACH (Registration, Evaluation, Authorisation, and Restriction of Chemicals) regulatory framework, we published the chemical substances in our products at ASUS REACH website at <http://csr.asus.com/english/index.aspx>

## Federal Communications Commission Statement

This device complies with Part 15 of the FCC Rules. Operation is subject to the following two conditions:

- This device may not cause harmful interference.
- This device must accept any interference received, including interference that may cause undesired operation.

This equipment has been tested and found to comply with the limits for a class B digital device, pursuant to part 15 of the FCC Rules. These limits are designed to provide reasonable protection against harmful interference in a residential installation.

This equipment generates, uses and can radiate radio frequency energy and, if not installed and used in accordance with the instructions, may cause harmful interference to radio communications. However, there is no guarantee that interference will not occur in a particular installation. If this equipment does cause harmful interference to radio or television reception, which can be determined by turning the equipment off and on, the user is encouraged to try to correct the interference by one or more of the following measures:

- Reorient or relocate the receiving antenna.
- Increase the separation between the equipment and receiver.
- Connect the equipment into an outlet on a circuit different from that to which the receiver is connected.
- Consult the dealer or an experienced radio/TV technician for help.

## IMPORTANT!

This device within the 5.15 ~ 5.25 GHz is restricted to indoor operations to reduce any potential for harmful interference to co-channel MSS operations.

## WARNING!

Any changes or modifications not expressly approved by the party responsible for compliance could void the user's authority to operate the equipment.

## WARNING!

Users must not modify this device. Modifications by anyone other than the party responsible for compliance with the rules of the Federal Communications Commission (FCC) may void the authority granted under FCC regulations to operate this device.

For product available in the USA/Canada market, only channel 1~11 can be operated. Selection of other channels is not possible.

## Prohibition of Co-location

This device and its antenna(s) must not be co-located or operating in conjunction with any other antenna or transmitter except in accordance with FCC multi-transmitter product procedures.

## Safety Information

To maintain compliance with FCC's RF exposure guidelines, this equipment should be installed and operated with minimum distance 25cm between the radiator and your body. Use on the supplied antenna.

Declaration of Conformity for R&TTE directive 1999/5/EC

Essential requirements – Article 3

Protection requirements for health and safety – Article 3.1a

Testing for electric safety according to EN 60950-1 has been conducted. These are considered relevant and sufficient.

Protection requirements for electromagnetic compatibility – Article 3.1b

Testing for electromagnetic compatibility according to EN 301 489-1 and EN 301 489-17 has been conducted. These are considered relevant and sufficient.

Effective use of the radio spectrum – Article 3.2